

# BRONZE MISCELLANEOUS

## TYPE PAU

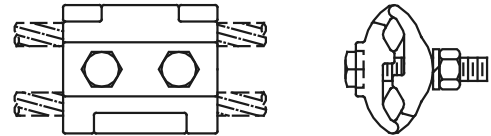
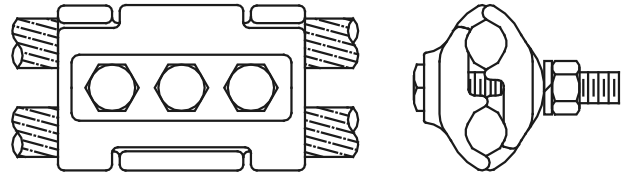
Parallel Connector  
Cable to Cable

Multi-bolted, range taking bronze parallel connector with multiple center bolts for use with copper to copper cable connections. Contact factory for further information.

Castings: Electrical Bronze

Hardware: Silicon Bronze

CATALOG NUMBER	CONDUCTOR RANGE	
	RUN	TAP
*PAU-47	#6 - 1/0 STR.	#6 - 1/0 STR.
*PAU-50	#4 SOL. - 4/0 STR.	#4 SOL. - 4/0 STR.
*PAU-52	#2 SOL. - 300 MCM	#2 SOL. - 300 MCM
PAU-56	4/0 - 500 MCM	4/0 - 500 MCM
PAU-62	4/0 - 800 MCM	4/0 - 800 MCM
PAU-66	500 - 1000 MCM	500 - 1000 MCM



\* 2-Bolt Type

## TYPE PA

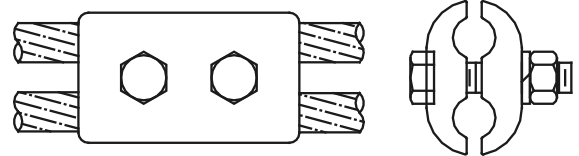
Parallel Connector  
Cable to Cable

Bronze multi-bolted parallel clamp used in parallel cable to cable connections. Contact factory for further information.

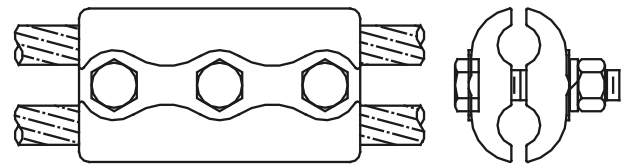
Castings: Electrical Bronze

Hardware: Silicon Bronze

CATALOG NUMBER	CONDUCTOR RANGE	
	RUN	TAP
*PA-4747	1/0 STR.	1/0 STR.
PA-4949	3/0 STR.	3/0 STR.
*PA-5045	4/0 STR.	#2 STR.
*PA-5047	4/0 STR.	1/0 STR.
PA-5050	4/0 STR.	4/0 STR.
*PA-5147	250 MCM	1/0 STR.
PA-5650	500 MCM	4/0 STR.
PA-5653	500 MCM	350 MCM
PA-5656	500 MCM	500 MCM



\* 2-Bolt Type



## TYPE PL

Parallel / Ground  
Connector for Cable

Single bolt two piece bronze connector for connecting copper cable, copperweld, guy strand or static wire.

Castings: Electrical Bronze

Hardware: Silicon Bronze

CATALOG NUMBER	CABLE RANGE (A)		DIMENSIONS-INCHES	
	MIN.	MAX	B	N
PL-50	#6 STR.	4/0 STR.	2	1/2

