

# EHV TERMINALS

## TYPE AFNTC-HV

Straight Bolted  
Pipe to Flat

Designed for corona-free service at 345 KV and 500 KV as indicated. Contact surfaces are finished and coated with a sealant prior to packing in plastic bags for shipment. Hardware shield is not included. To obtain hardware shield as part of the terminal assembly, add suffix (HS) to catalog number.

Example: AFNTC-HV-69-4B-HS

Note: See hardware shield AA-1094.

Castings: 356-T6 Aluminum  
Hardware: Aluminum Alloy  
Options: See Page 242

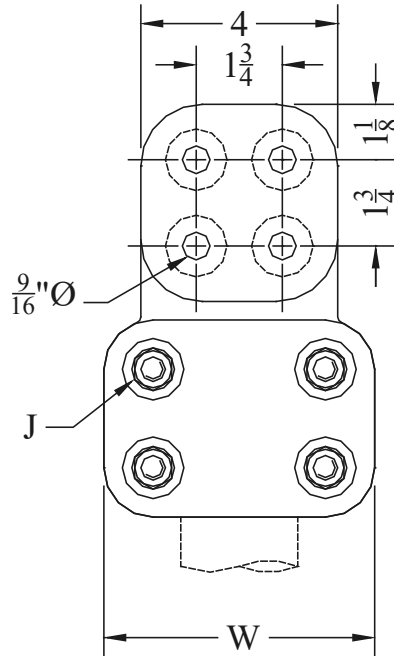
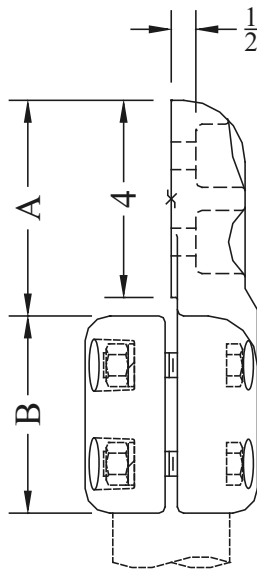


FIG. 1

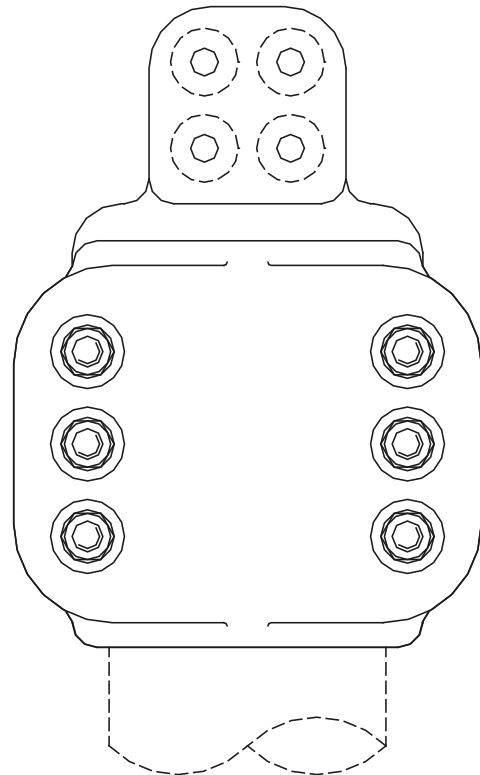


FIG. 2

CATALOG NUMBER	FIG. NO.	PIPE SIZE (NPS)	MAX. KV	DIMENSIONS - INCHES				WEIGHT (POUNDS)
				A	B	W	J	
AFNTC-HV-58-4B	1	2	345	4-3/8	4	5-1/2	1/2	5.25
AFNTC-HV-60-4B	1	2-1/2	345	5	4	6-3/4	5/8	12.00
AFNTC-HV-62-4B	1	3	500	4-5/8	4-1/2	7-1/4	5/8	10.80
AFNTC-HV-63-4B	1	3-1/2	500	4-1/2	5	7-1/8	5/8	11.15
AFNTC-HV-64-4B	1	4	500	4-3/4	4-1/2	8-1/2	5/8	11.15
AFNTC-HV-67-4B	2	5	500	4-3/4	8-1/4	9-1/2	5/8	22.35
AFNTC-HV-69-4B	2	6	500	5-1/8	7	9-7/8	5/8	24.70