

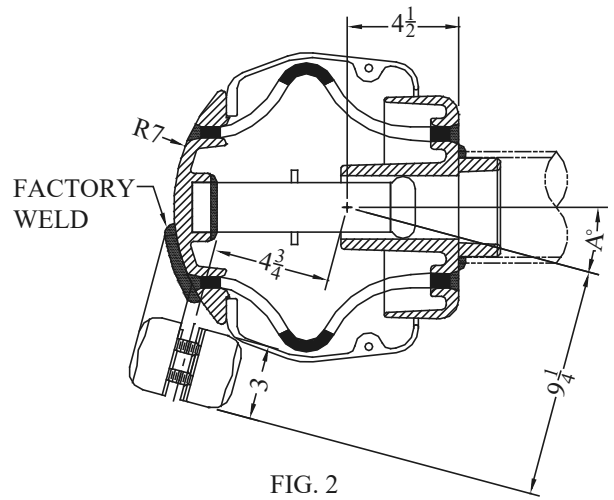
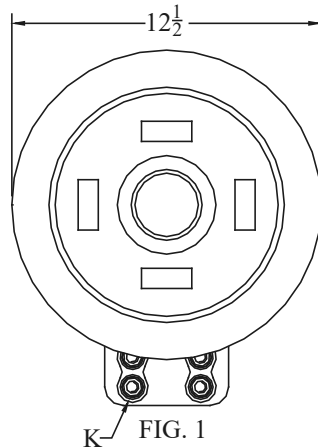
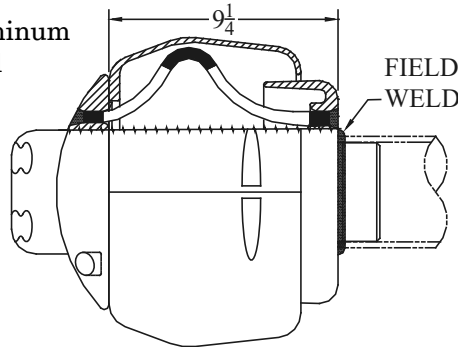
# EHV STUD CONNECTORS

## TYPE WSXHV

Weld Expansion  
Stud To Pipe

Type WSXHV is designed for corona-free service at 500 KV. Angle A is factory-set at the required take-off angle (0° - 45°). The value of the required angle is to be inserted within the parenthesis to complete the catalog number.

Castings: 356 Aluminum  
Laminated straps: 1100-0 Aluminum  
Stud Hardware: Stainless Steel  
Options: See page 185



CATALOG NUMBER	STUD DIA./THD.	PIPE SIZE (NPS)	FIG. NO.	CURRENT CAPACITY	K	WEIGHT (POUNDS)
WSXHV-3363-R( )	1-1/8 - 12	3-1/2	1	2000 A	1/2	30.25
WSXHV-3364-R( )		4	2			30.75
WSXHV-4464-R( )	1-1/2 - 12	4	2	2000 A	1/2	29.79
WSXHV-4467-R( )		5				29.57
WSXHV-5064-R( )	1-3/4 - 12	4	2	2000 A	1/2	31.25
WSXHV-5067-R( )		5				31.75
WSXHV-5464-R( )	2 - 12	4	2	2000 A	1/2	29.81
WSXHV-5467-R( )		5			1/2	32.25
WSXHV-5469-R( )		6			5/8	32.75
WSXHV-5764-R( )	2-1/2 - 12	4	2	2500 A	5/8	32.25
WSXHV-5767-R( )		5				32.75
WSXHV-5769-R( )		6				33.25
WSXHV-6164-R( )	3 - 12	4	2	3000 A	5/8	32.50
WSXHV-6167-R( )		5				33.00
WSXHV-6169-R( )		6				33.50